



## Simulation of Convective Heat Transfer of a Nanofluid in a Circular Cross-section

R. Davarnejad\*, S. Barati, M. Zakeri

Department of Chemical Engineering, Faculty of Engineering, Arak University, Arak 38156-8-8349, Iran

## P A P E R I N F O

## Paper history:

Received 27 October 2012

Received in revised form 11 December 2012

Accepted 13 December 2012

## Keywords:

Nanofluid  
Heat Transfer  
Simulation  
Circular Tube

## A B S T R A C T

The CFD simulation of heat transfer characteristics of a nanofluid in a circular pipe under convective heat transfer was considered using the fluent software (version 6.3.26) in the laminar flow.  $Al_2O_3$  nano-particles in water with concentrations of 0.5, 1.0, 1.5, 2 and 2.5% were studied in the simulation. All thermo-physical properties of nanofluids were temperature independent. It was concluded that heat transfer coefficient increased with the Peclet number. Furthermore, the effect of nano-particles concentration on the convective heat transfer coefficient was theoretically investigated and the results were compared with the experimental data obtained from the literature. The maximum convective heat transfer coefficient was observed at the highest concentration of nano-particles in water (2.5%). The simulated data were in good agreement with the literature (with the discrepancy of less than 10%).

doi: 10.5829/idosi.ije.2013.26.06c.02

## NOMENCLATURE

D	Tube diameter (m)	<b>Subscript</b>	
k	Thermal conductivity (W/m.K)	w	Wall
Nu	Nusselt number	nf	Nanofluid
Pr	Prandtl number	bf	Base fluid
Pe	Peclet number	In	Inlet
Re	Reynolds number	p	Particle
T	Temperature (K)	Out	Outlet
X	Distance along axis (m)	$\infty$	Bulk fluid
P	Pressure	<b>Greek Letters</b>	
L	Pipe length (m)	$\mu$	Viscosity (Pa.s)
V	Volume ( $m^3$ )	$\phi$	Volume fraction
C	Specific heat ( $J / (kg.K)$ )	$\rho$	Density ( $kg/m^3$ )

## 1. INTRODUCTION

Fluid heating and cooling play important role in many industrial processes such as power stations, production processes, transportation and electronics. Most of the methods for heat transfer are based on the structure variation, vibration of the heated surface, injection or suction of fluid and applying electrical or magnetic

fields [1-3]. These techniques meet a great increase in heat flux. Heat transfer in the traditional fluids such as water, ethyleneglycol and oil inherently has low thermal conductivity compared to the metals and metal oxides. Therefore, fluids with suspended solid particles are expected to have better heat transfer properties [4]. Due to the associated technological problems, the majority of studies on heat transfer of suspension of metal oxides in fluids were limited to suspensions with millimeter or micron-sized particles. The large particles may cause severe problems in the heat transfer equipments. In

\*Corresponding Author Email: R-Davarnejad@araku.ac.ir (R. Davarnejad)

particular, large particles quickly tend to settle out. So, pressure drop can occur in the micro-channels [5]. Furthermore, the abrasive actions of the particles cause erosion of components and pipe lines. Small particles and their little volume fractions prevent particles clogging and pressure drop increment in the nanofluids [5, 6]. Furthermore, large surface area of nano-particles increases the stability and reduces the sedimentation of nano-particles. A more dramatic improvement in heat transfer efficiency is expected as a result of the particle size reduction in a suspension because heat transfer takes place at the particles surface [7]. Choi and Eastman [8] employed the particles in nanometer dimensions as a suspended solution. They showed that the nanofluid thermal conductivity considerably increased. Lee et al. [9] showed that the suspension of 4.0% with 35 nm CuO particles in ethylene glycol had 20% increment in the thermal conductivity. Choi et al. [10] observed 60% enhancement in the thermal conductivity of engine oil with 1.0% carbon nano-tube. Das et al. [11] investigated the temperature dependency of thermal conductivity in the nanofluids. It was observed that a 2-4 fold increase in the thermal conductivity of nanofluid can take place over a temperature range of 21-51 °C. Alumina and copper oxide are the most ordinary and cheap nano-particles which are used in the applied processes [12]. Xuan and Li [13,14] experimentally studied the convective heat transfer and friction coefficient for the nanofluid in both laminar and turbulent flows. According to this research, the flow velocity and volume fraction of nano-particles affected the heat transfer coefficient. Wen and Ding [15] investigated the convective heat transfer characteristics in Al<sub>2</sub>O<sub>3</sub>-water nanofluid along the copper tubes. It was observed that heat transfer increased by increasing the Reynolds number and volumetric ratio of particles. Abu-Nada [16] investigated the effects of variable viscosity and thermal conductivity of a nanofluid (Al<sub>2</sub>O<sub>3</sub>-water) on the natural convective heat transfer. Sharma et al. [17] experimentally studied the convective heat transfer coefficient and pressure drop in the transient region for Al<sub>2</sub>O<sub>3</sub>-water nanofluid under a constant heat flux. They found that convective heat transfer increased by adding Al<sub>2</sub>O<sub>3</sub> nano-particles in water. Mirmasoumi and Behzadmehr [18] numerically studied the convective heat transfer in a fully developed flow for Al<sub>2</sub>O<sub>3</sub>-water nanofluid. They applied two-phase mixture model. The convective heat transfer coefficient significantly increased by decreasing the nano-particles mean diameter. Since the theoretical models such as Maxwell and Hamilton-Crosser [19-21] predict the thermal conductivity of nanofluids, the mechanisms of thermal conductivity enhancement in the nanofluids should be studied. Khoddamrezaee et al. [22] simulated ethylene glycol and Al<sub>2</sub>O<sub>3</sub> nanofluid through a shell and tube heat exchanger with the constant heat flux. They compared

the stagnation point, separation point, heat transfer coefficient and shear stress of nanofluid with the pure fluid.

In the present work, the convective heat transfer in the developed region of a pipe (containing water and Al<sub>2</sub>O<sub>3</sub> nano-particles) was simulated using the Computational Fluid Dynamics (CFD). According to the experimental work published by Zeinali Heris et al. [7], Al<sub>2</sub>O<sub>3</sub> nano-particles with an average diameter of 20 nm were studied. Five different concentrations of Al<sub>2</sub>O<sub>3</sub> (0.2, 1.0, 1.5, 2.0 and 2.5% volume fractions) were also chosen according to the published work. The effect of nano-particle concentrations on the convective heat transfer coefficient was theoretically investigated and the results were compared with the experimental data.

## 2. MATHEMATICAL MODELING

The nanofluid as a single phase fluid with different physical properties such as density, thermal conductivity and viscosity was used. The fluid phase was assumed to be a continuous phase. Flow and heat transfer are considered by the continuity, momentum and energy equations [23]. They are given as following: Continuity equation:

$$\nabla \cdot (\rho_{nf} V_m) = 0 \quad (1)$$

Momentum equation:

$$\nabla \cdot (\rho_{nf} V_m V_m) = -\nabla P + \nabla \cdot (\mu_{nf} \nabla V_m) \quad (2)$$

Energy equation:

$$\nabla \cdot (\rho_{nf} V_m TC) = \nabla \cdot (k_{nf} \nabla T) \quad (3)$$

The physical properties for above equations can be obtained [24]:

$$\rho_{nf} = (1 - \phi) \rho_{bf} + \phi \rho_p \quad (4)$$

The effective heat capacity is calculated by [25]:

$$C_{nf} = \frac{\phi (\rho C)_p + (1 - \phi) (\rho C)_{bf}}{\rho_{nf}} \quad (5)$$

The viscosity of nanofluid (20 nm) can be predicted by Einstein's equation:

$$\mu_{nf} = \mu_{bf} (1 + 2.5\phi) \quad (6)$$

Thermal conductivities for various concentrations of nanofluid were extracted from the literature [7]. Yu and Choi's correlation [26, 27] was applied for the nanofluid effective thermal conductivity determination:

$$k_{nf} = \left[ \frac{k_p + 2k_{bf} + 2(k_p - k_{bf})(1 + \beta)^3 \phi}{k_p + 2k_{bf} - (k_p - k_{bf})(1 + \beta)^3 \phi} \right] \quad (7)$$



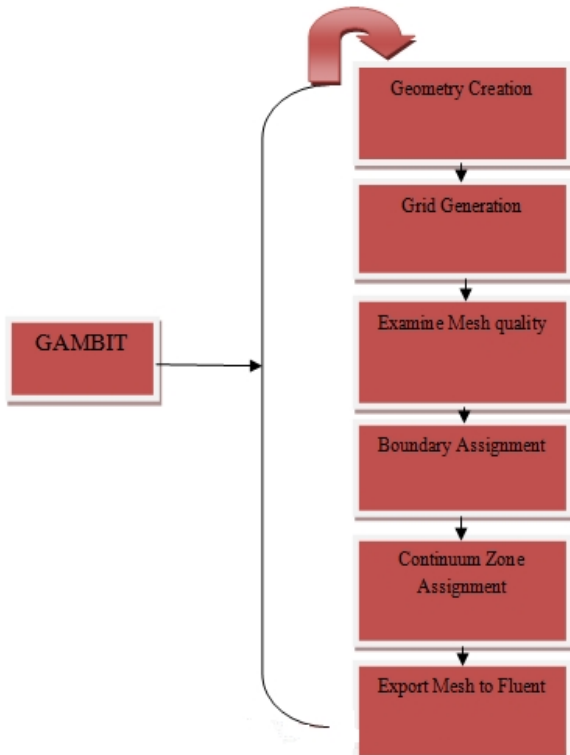


Figure 2 (a). GAMBIT steps during meshes generation

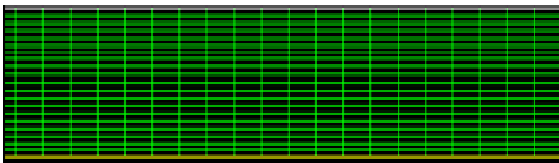




Figure 2 (b). Meshes generation obtained from CFD



(a)  $U=0.0634$  (m/s)



(b)  $U=0.1502$  (m/s)

Figure 3 (a) and (b). Temperature map at the end part of the pipe for the nanofluent

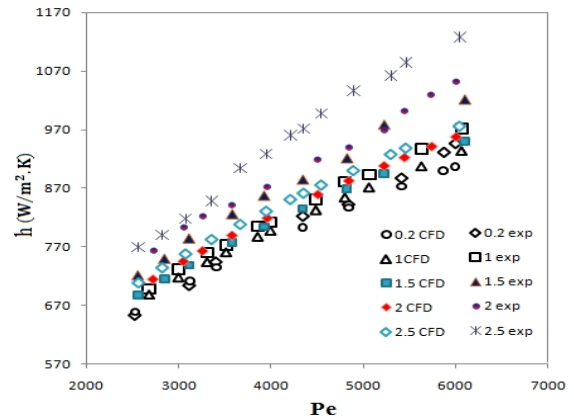


Figure 4. Experimental data of heat transfer coefficient and simulated ones for  $Al_2O_3$ -water nanofluid versus Peclet number at various volume concentrations

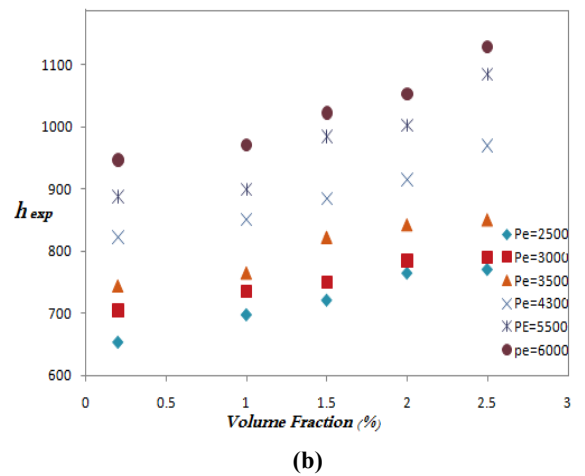
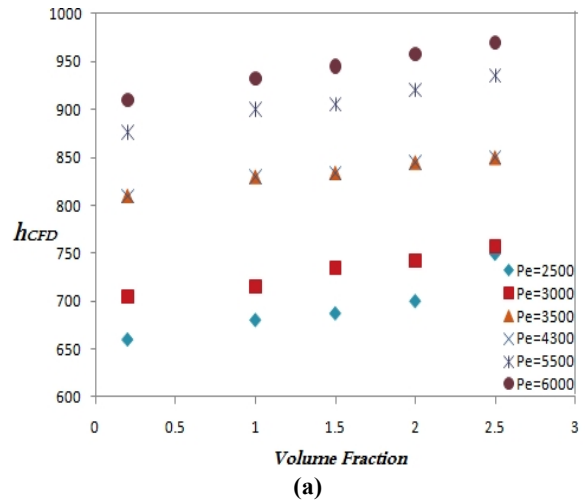


Figure 5 (a) and (b). Heat transfer coefficients from CFD (a) and experiment (b) for  $Al_2O_3$ -water nanofluid versus volume fraction (%) at various Peclet numbers

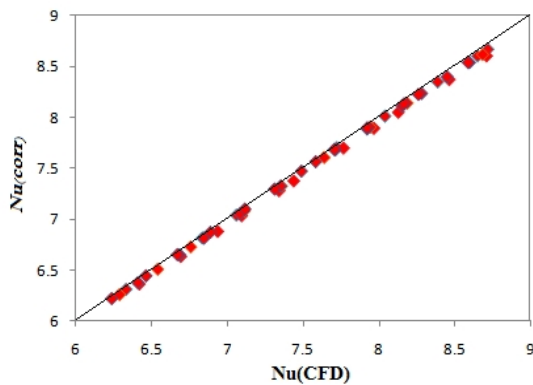


Figure 6. Prediction of simulated and correlated data for the Nusselt number

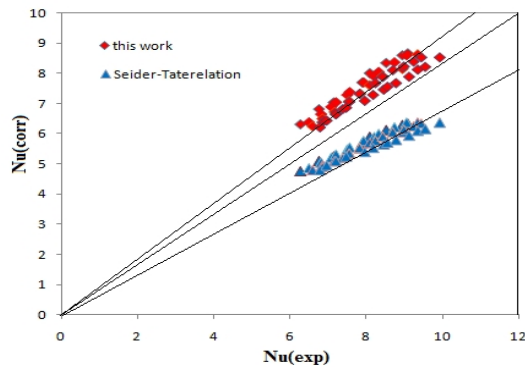


Figure 7. Nusselt number comparison for the nanofluid

## 5. CONCLUSIONS

In this article, the heat transfer coefficient in the developed region of pipe flow containing  $\text{Al}_2\text{O}_3$ -water nanofluid during the convective heat transfer was simulated using CFD. The results showed that the heat transfer coefficient enhanced by increasing the nanoparticle concentration and Peclet number. A good agreement between the results obtained from the simulation and experiment was observed in the smaller Pe numbers. A correlation based on the CFD was developed for the Nusselt number. An excellent agreement between the correlation and experimental data obtained from the literature was found. According to this research, the CFD is dramatically able to simulate heat transfer in a pipe with a nanofluid.

## 6. REFERENCES

1. Ahuja, A. S., "Augmentation of heat transport in laminar flow of polystyrene suspension", *Applied Physics*, Vol. 46, (1975), 3408-3417.
2. Bergles, A. E. and Webb, R. L., "Augmentation of convective heat and mass transfer", *Winter Annual Meeting of the*

3. Bergles, A. E., "Recent development in convective heat transfer augmentation", *Applied Mechanics Reviews*, Vol. 26, (1973), 675-682.
4. Eastman, J. A., Choi, S. U. S., Li, S., Yu, W. and Thompson, L. J., "Anomalously increased effective thermal conductivities of ethylene glycol-based nanofluids containing copper nanoparticles", *Applied Physics Letter*, Vol. 78, (2001), 718-720.
5. Khanafer, K., Vafai, K. and Lightstone, M., "Buoyancy-driven heat transfer enhancement in a two-dimensional enclosure utilizing nanofluids", *International Journal of Heat and Mass Transfer*, Vol. 46, (2003), 3639-3653.
6. Zhou, D. W., "Heat transfer enhancement of copper nanofluid with acoustic cavitations", *International Journal of Heat and Mass Transfer*, Article in press, (2004).
7. Zeinali Heris, S., Nasr Esfahany, M. and Etemad, S. Gh., "Experimental investigation of convective heat transfer of  $\text{Al}_2\text{O}_3$ /water nanofluid in circular tube", *International Journal of Heat and Fluid Flow*, Vol. 28, (2007), 203-210.
8. Choi, S. U. S. and Eastman, J. A., "Enhancing thermal conductivity of fluid with nanoparticles", *ASME International Mechanical Engineering Congress & Exhibition*, San Francisco, CA, (1995).
9. Lee, S., Choi, S. U. S., Li, S. and Eastman, J. A., "Measuring thermal conductivity of fluids containing oxide nanoparticles", *International Journal of Heat Transfer*, Vol. 121, (1999), 280-289.
10. Choi, S. U. S., Zhang, Z. G., Yu, W., Lockwood, F. E. and Grulke, E. A., "Anomalous thermal conductivity enhancement in nanotube suspensions", *Applied Physics Letter*, Vol. 79, (2001), 2252-2255.
11. Das, S. K., Putra, N., Thiesen, P. and Roetzel, W., "Temperature dependence of thermal conductivity enhancement for nanofluid", *Journal of Heat Transfer*, Vol. 125, (2003), 567-574.
12. Rezaee, F. K. and Tayebi, A., "Exergy destruction of forced convective (EG+ $\text{Al}_2\text{O}_3$ ) nanofluid through a duct with constant wall temperature in contrast to (Ethylene Glycol) fluid", *Journal of Applied Sciences*, Vol. 10, No. 13, (2010), 1279-1285.
13. Xuan, Y. M. and Li, Q., "Heat transfer enhancement of nanofluids", *International Journal of Heat and Fluid Flow*, Vol. 21, (2000), 58-64.
14. Xuan, Y. M. and Li, Q., "Investigation on convective heat transfer and flow features of nanofluids", *International Journal of Heat Transfer*, Vol. 125, (2003), 151-155.
15. Wen, D. and Ding, Y., "Experimental investigation into convective heat transfer of nanofluids at the entrance region under laminar flow conditions", *International Journal of Heat and Mass Transfer*, Vol. 47, (2004), 5181-5188.
16. Abu-Nada, E., "Effects of variable viscosity and thermal conductivity of  $\text{Al}_2\text{O}_3$ -water nanofluid on heat transfer enhancement in natural convection", *International Journal of Heat and Fluid Flow*, Vol. 30, (2009), 679-690.
17. Sharma, K. V., Syam Sundar, L. and Sarma, P. K., "Estimation of heat transfer coefficient and friction factor in the transition flow with low volume concentration of  $\text{Al}_2\text{O}_3$  nanofluid flowing in a circular tube and with twisted tape insert", *International Communications in Heat and Mass Transfer*, Vol. 36, (2009), 503-507.
18. Mirmasoumi, S. and Behzadmehr, A., "Effect of nanoparticles mean diameter on mixed convection heat transfer of a nanofluid in a horizontal tube", *International Journal of Heat and Fluid Flow*, Vol. 29, (2008), 557-566.
19. Kobliski, P., Phillpot, S. R., Choi, S. U. S. and Eastman, J. A., "Mechanism of heat flow in suspension of nano-sized particle

- (nanofluids)", *International Journal of Heat and Mass Transfer*, Vol. 45, (2002), 855-863.
20. Xue, Q. and Xu, W. M., "A model of thermal conductivity of nanofluids with interfacial shells", *Material Chemistry and Physics*, Vol. 90, (2005), 298-301.
  21. Eastman, J. A., Choi, S. U. S., Li, S., Yu, W. and Thompson, J. L., "Anomalously increased effective thermal conductivities of ethyleneglycol-based nanofluids containing copper nanoparticles", *Applied Physics Letter*, Vol. 78, (2001), 718-721.
  22. Khoddamrezaee, F., Motallebzadeh, R. and JajaliVah, D., "Simulation of (EG+Al<sub>2</sub>O<sub>3</sub>) nanofluid through the shell and tube heat exchanger with rectangular arrangement of tube and constant heat flux", *Journal of Applied Sciences*, Vol. 10, (2010), 500-505.
  23. Izadi, M., Behzadmehr, A. and Jalali-Vahid, D., "Numerical study of developing laminar forced convection of a nanofluid in an annulus", *International Journal of Thermal Sciences*, Vol. 48, (2009), 2119-2129.
  24. Ghasemi, B. and Aminossadati, S. M., "Natural convection heat transfer in an inclined enclosure filled with a water-Cuonano fluid", *Numerical Heat Transfer, Part A*, Vol. 55, (2009), 807-823.
  25. Ghasemi, B. and Aminossadati, S. M., "A numerical study on the forced convection of laminar nanofluid in a microchannel with both slip and no slip conditions", *Numerical Heat Transfer, Part A*, Vol. 59, (2011), 114-129.
  26. Yu, W. and Choi, S. U. S., "The role of interfacial layers in the enhanced thermal conductivity of nanofluids: A renovated Maxwell model", *Journal on Nanoparticle Research*, Vol. 5, (2003), 167-171.
  27. Trisaksri, V. and Wongwises, S., "Critical review of heat transfer characteristics of nanofluids", *Renewable and Sustainable Energy Reviews*, Vol. 11, (2007), 512-523.
  28. Moraveji, M. K., Darabi, M., Haddad, S. M. H. and Davarnejad, R., "Modeling of convective heat transfer of a nanofluid in the developing region of tube flow with computational fluid dynamics", *International Communications in Heat and Mass Transfer*, Vol. 38, (2011), 1291-1295.
  29. HaghshenasFard, M., Nasr Esfahany, M. and Talaie, M. R., "Numerical study of convective heat transfer of nanofluids in a circular tube two-phase model versus single-phase model", *International Communications in Heat and Mass Transfer*, Vol. 37, (2010), 91-97.

## Simulation of Convective Heat Transfer of a Nanofluid in a Circular Cross-section

R. Davarnejad, S. Barati, M. Zakeri

Department of Chemical Engineering, Faculty of Engineering, Arak University, Arak 38156-8-8349, Iran

### PAPER INFO

### چکیده

#### Paper history:

Received 14 November 2012

Received in revised form 11 December 2012

Accepted 13 December 2012

#### Keywords:

Waste Cooking Oil

Biodiesel

Esterification

Transesterification

Acid Catalyst

Alkali Catalyst

ویژگی های انتقال حرارت نانو فلوئید در یک لوله مدور تحت انتقال حرارت جابه جایی با استفاده از نرم افزار فلونت ( نسخه ۶.۳.۲۶) در جریان آرام شبیه سازی شده است. نانو ذرات در آب با غلظت های ۰.۵ ، ۱ ، ۱.۵ ، ۲ و ۲.۵ در شبیه سازی استفاده شده است. و همه ی خاصیت های ترموفیزیکی نانو فلوئید مستقل از دما می باشد. در این کار نتیجه گرفته شد که ضریب انتقال حرارت با افزایش عدد پکلت افزایش می یابد. و همچنین اثر غلظت نانو ذرات بر روی ضریب انتقال حرارت جایجایی بطور تئوری بررسی شد و نتایج با داده های آزمایشگاهی بدست آمده از مقاله چاپ شده مقایسه شد. حداکثر ضریب انتقال حرارت جایجایی در بالاترین غلظت نانو ذرات در آب (۲.۵٪) مشاهده شد. داده های شبیه سازی شده هماهنگی خوبی با داده های مقاله منتشر شده اصلی داشتند (با خطایی کمتر از ۱۰٪).

doi: 10.5829/idosi.ije.2013.26.06c.02