



## Effect of Hexagonal Boron Nitrate on Microstructure and Mechanical Behavior of Al7075 Metal Matrix Composite Producing by Stir Casting Technique

B. Kuldeep<sup>\*a</sup>, K. P. Ravikumar<sup>b</sup>, S. Pradeep<sup>c</sup>

<sup>a</sup> Department of Mechanical Engineering, Malnad College of Engineering, VTU, India

<sup>b</sup> Department of Automobile Engineering, Malnad College of Engineering, VTU, India

<sup>c</sup> Department of Mechanical Engineering, Rajeev institute of Technology, VTU, India

### P A P E R I N F O

#### Paper history:

Received 03 March 2019

Received in revised form 9 March 2019

Accepted 03 May 2019

#### Keywords:

Metal Matrix Composites

Microstructure

Wear

Stir Casting

### A B S T R A C T

Al7075 alloy reinforced with h-Boron Nitrate (BN) composites were processed by stir casting technique. The produced composite was subjected to microstructural studies using OLYMPUS -BX51M, tensile, hardness, density and wear tests. Tensile strength and hardness were found to increase by 12.8% and 20% respectively due to increased dislocation density with the addition of reinforcement. Microstructure showed grain refinement with reinforcement addition and reinforcement acts as nucleating sites with an approximately uniform distribution of reinforcements. Wear test was conducted with different loads 10, 20 and 30N for a sliding distance of 1500 m. Wear mass loss of composites showed improved wear resistance with variation in reinforcements. Worn surfaces were examined using SEM, which showed the presence of delamination, plough and debris on the surface. Due to the addition of low-density h-BN, the density of composites decreases with increase in reinforcement content.

doi: 10.5829/ije.2019.32.07a.15

## 1. INTRODUCTION

Aluminium metal matrix composites (AMMCs) are most preferred material in aerospace and automobile sectors owing to their benefits over conventional alloys [1]. In aluminium composites, strength to weight ratio and toughness nature of aluminium are merged with the high strength and hard nature of ceramics [2]. Among various available methods, liquid metallurgy route are more preferred because of cost effectiveness and ease of adoption and simplicity [3]. With few drawbacks like poor wettability, porosity and possible interfacial reaction, stir-casting is popular and low cost method, the problem with wettability can be overcome by heat treatment of reinforcements prior to dispersion in melt, by the addition of alloying elements [4].

Many researchers had attempted to improve the behavior of Al7075 by addition of additives [4]. Baradeshwaran and Perumal [5] studied the effect of

alumina and graphite on Al7075 composites and concluded that the mechanical strength increased with addition of reinforcement.

Jayakumar et al. [6] investigated the wear behavior of SiC reinforced Al7075 and alumina reinforced Al6061 composites and concluded that the volume loss is comparatively greater in Al6061 composites. Chen et al. [7] studied the effect of aluminium powder size on boron nitride reinforced aluminium composite and observed the grain refinement and strength improvement. Penchal Reddy et al. [8] studied the damping response and mechanical behavior of pure Al reinforced with BN nano particles and reported with significant enhancement of damping performance and strength with 1.5% BN addition. Al7075, which has a primary alloying element as zinc, have wide spread use in automobile and aerospace sectors [9]. Comparatively Al7075 alloy has better fatigue strength than many other aluminium alloys [10]. The limited study on Al7075 and h-BN combination

\*Corresponding Author's Email: [kuldeepb.deep@gmail.com](mailto:kuldeepb.deep@gmail.com) (B. Kuldeep)

and the attractive properties of BN demands more investigation. Based on the above literature, the present work on h-BN reinforced Al7075 composites were fabricated using stir-casting technique and evaluated the mechanical and wear properties.

## 2. MATERIAL AND METHODS

**2.1. Materials** Al7075 alloy is selected as base metal and the chemical composition is shown in Table 1.

Boron nitride (h-BN) of grain size  $>150\mu\text{m}$  is used as reinforcement; it possesses lamellar crystalline structure with excellent lubricious property [11]. h-BN with its low density (2.28 gm/cc), high hardness, good wear resistance and chemical stability makes it a suitable ceramic reinforcement [8]. Different compositions fabricated are given in Table 2.

**2.2. Composite Fabrication** Stir-casting technique was employed for composite fabrication (Figure 1). Electric furnace of capacity 7.5 KW is used for melting. Desirable quantity of Al7075 is weighed and placed inside crucible, which was preset to the temperature of  $800^\circ\text{C}$ . Corresponding quantity of h-BN is weighed and pre-heated to  $450^\circ\text{C}$  to remove any moisture content present and also to improve wettability [4] using muffle furnace with PID controller.

After complete melting of Al7075, hexachloroethene tablets were immersed in molten metal that acts as degassing agent. To deal with wettability, 1% magnesium (Mg) is added as an alloying element [4]. Coverall was added to decrease the surface tension between matrix and reinforcement and hence to improve wettability. Also coverall helps to control oxidation and absorption of hydrogen gas by continuously forming a layer on top of the melt. To create vortex, the melt is stirred continuously at 400 RPM, using pre-heated [ $400^\circ\text{C}$ ] zirconium coated stirrer and having

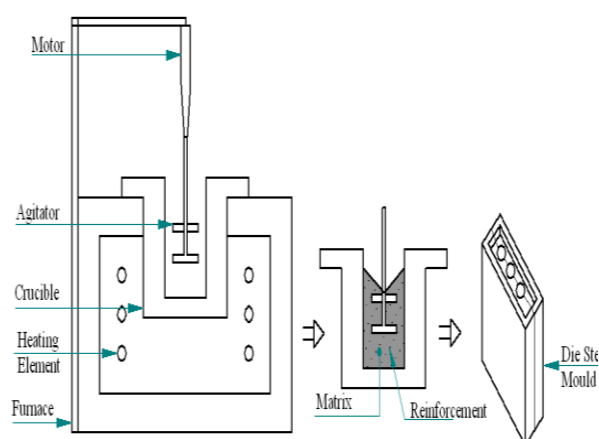


Figure 1. Casting Setup

two sets of blade in anti-parallel manner. The blades are of 18 mm width and 25 mm breadth and twisted  $25^\circ$  to shaft axis and immersed to a depth of  $2/3$  of the melt [4]. While stirring, h-BN is added to the periphery of vortex at a slower rate. Further, the molten metal was poured into pre-heated ( $350\text{-}400^\circ\text{C}$ ) mould as shown in Figure.1. The mould was pre-heated to avoid temperature gradient between mould and molten metal [12].

**2.3. Testing** The prepared samples are machined and tested at room temperature as per ASTM standards. For each property evaluation, average of three specimens were considered. For microstructural studies, specimens of diameter 10 mm and thickness 10 mm were prepared (ASTM E3 11) from mid part of the cast sample and polished with different grit sized emery paper and finished with cloth polishing. Keller's reagent is used for etching the specimen surface and images were extracted using optical microscope (OLYMPUS -BX51M) with Clemex Image Analyzer. Hardness was measured using Omni Tech (MVH-S-AUTO) hardness testing machine and the specimens are prepared as per ASTM E10-07 standards. According to ASTM E8M standards, the tensile specimens are prepared (Figure 2) and tested with universal testing machine (Shimadzu AG-X plus\_ 100 kN). For wear test, specimen of diameter 8 mm and 30 mm length is prepared (ASTM G99-95) and tests were conducted using pin on disc wear apparatus (DUCOM-TR-20LE-PHM 400-CHM 600). The wear test was conducted for different loads of 10 N, 20 N and 30 N for a distance of 1500 m at a constant speed of 1.5 m/s. After every test, the specimens and wear tracks were cleaned with acetone and weighed to calculate the wear mass loss. Scanning electron microscope (SEM-Hitachi SU1500) was used for worn surface study and fractography. Finely polished specimens of dimension 20 mm diameter and 20 mm length is used to find the density of composites. Experimental density was calculated using volume and mass relationship, with electronic balance of

TABLE 1. Chemical Composition of Al7075 in Wt%

Element	Zn	Mg	Cu	Cr	Fe	Mn	Ti	Si	Al
wt%	5.5	2.3	1.6	0.2	0.2	0.2	0.1	0.1	Balance

TABLE 2. Composition of Composites in Wt%

Sample Code	Composition (wt%)
A	Al7075
B	97% Al7075+3% h-BN
C	94% Al7075+6% h-BN
D	91% Al7075+9% h-BN

accuracy  $10^{-3}$ mg to measure the mass of specimen and Vernier caliper with least count of 0.001 mm was utilized to measure the dimensions of specimen for volume calculation. Theoretical density was found using rule of mixture. The porosity was calculated after finding theoretical and experimental densities. XRD technique was employed to study the phase present in prepared samples.

**3. RESULTS AND DISCUSSION**


**3. 1. Microstructure** The microstructure of the samples A, B, C and D are shown in Figure 3. With the addition of reinforcement, the grain size is reduced, as the reinforcement acts as nucleating sites [12]. Reduction in grain size is observed with variation in percentage of reinforcement in Figure. 3. Higher incidence of grain boundary pinning resists grain growth [13] and the h-BN particles resists the grain growth of aluminium. The temperature around the h-BN drops resulting in an under cooling effect, creating more number of nucleation sites ensuing in grain refinement.

Microstructure consists of fine particles distributed partially along the grain boundaries along with pores. At higher percentage of reinforcement more pores are observed comparatively due to introduction of gases during stirring and pouring.

**3. 2. Tensile Test** The ultimate tensile strength (UTS) of samples are given in Figure 4. The UTS was maximum (154MPa) for the addition of 3% h-BN



**Figure 2.** Tensile Specimen



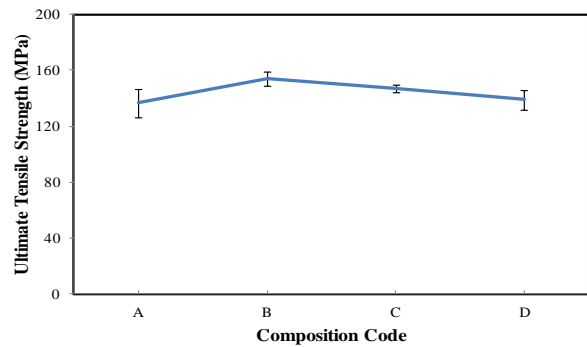
**Figure 3.** Microstructure of different composition a) A, b) B, c) C and d) D (at 25  $\mu$ m)

reinforcement. Whereas, for the other two combination (6% and 9% h-BN), UTS decreased gradually but still it is more comparable to base metal alloy. The improvement in UTS is due to transfer of load from Al7075 matrix to the h-BN reinforcement and it is also attributed to grain refinement according to Hall-Petch theory [13]. Thermal mismatch between h-BN and Al7075 matrix has increased the dislocation density and increased the strength of composite [14].

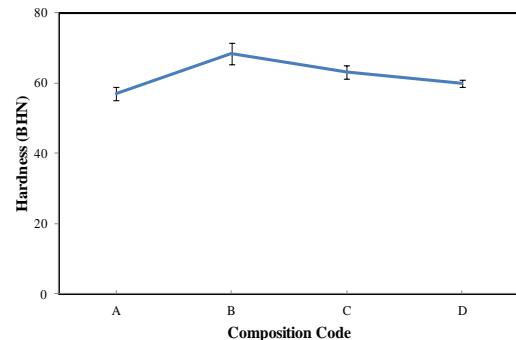
At higher percentage of reinforcement, viscosity of melt increases [15], which caused particle agglomeration and porosity and the tendency of crack initiation and propagation increased. Increased brittleness was observed, due to which the strength decreased (139 MPa) as observed in Figure 4. Also, with increase in reinforcement content the elongation has decreased [8].

**3. 3. Hardness Test** The hardness increases with the addition of reinforcement as shown in Figure 5. Maximum hardness was observed at 3% of h-BN composition. Reinforcement acts as obstacles, resisting the movement of dislocation [16]. In addition, presence of high-density dislocation accelerates aging kinetics of the composite matrix thereby improving the hardness [17].

Hard h-BN particles lead to dispersion hardening and act as a secondary phase resisting dislocation and harden the composites, similar nature were reported in previous



**Figure 4.** Variation of UTS for different composition



**Figure 5.** Variation of Hardness for different composition

works [8]. Whereas at higher percentage of reinforcement, due to agglomeration of reinforcement, the hardness suffers for 6% and 9%. But still the hardness of the composite remains higher than the base metal.

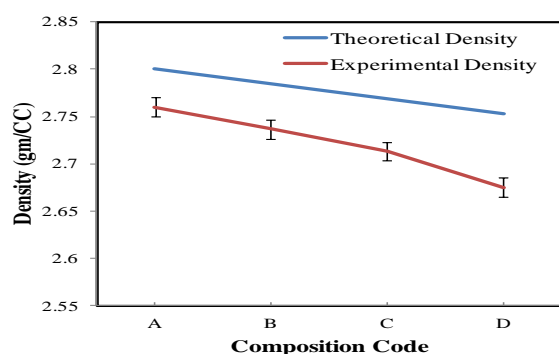
**3. 4. Density** The density decreases with h-BN addition because of inherent low density of h-BN, compared to base alloy Al7075 as represented in Figure 6.

Al7075 was having density of 2.76 gm/CC whereas the density falls to 2.73 gm/CC for composition of 3% h-BN and 2.71 gm/CC for 9% h-BN. Experimental values were in close range to theoretical values, indicated sound casting as shown in Table 3. Maximum porosity was observed at 1.31%. Generally, the presence of porosity leads to decreases in density [18]. Increase in porosity may be due to stirring process which facilitates gas entrapment, it depends on the duration of stirring. Longer stirring leads to higher porosity [13].

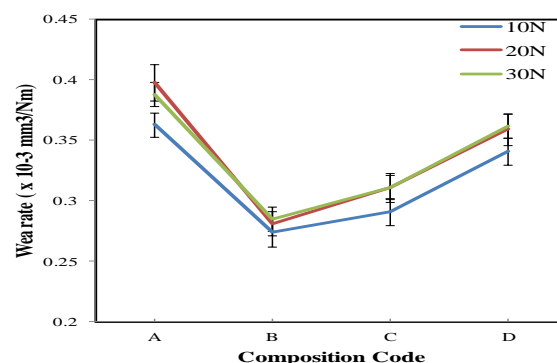
**3. 5. Wear Test** The wear characteristics of prepared composites are shown in Figure 7. Abrasive kind of wear mechanism is observed, and appears that the incorporated h-BN particles acts as a lubricant during the abrasion process and hence reducing the wear mass loss. The material loss decreases by 24.5% for 3% h-BN addition compared to base metal and increases with further increase in reinforcement percentage. Compared to base metal, 3% h-BN reinforced sample performs better at all the loads.

**TABLE 3.** Density of Composites

Composition Code	Theoretical Density (gm/CC)	Experimental Density (gm/CC)	Porosity (%)
A	2.8000	2.7600±0.01	1.43
B	2.7844	2.7367±0.01	1.71
C	2.7688	2.7131±0.01	2.01
D	2.7532	2.6750±0.01	2.84



**Figure 6.** Comparison of densities




**Figure 7.** Wear rate for different compositions

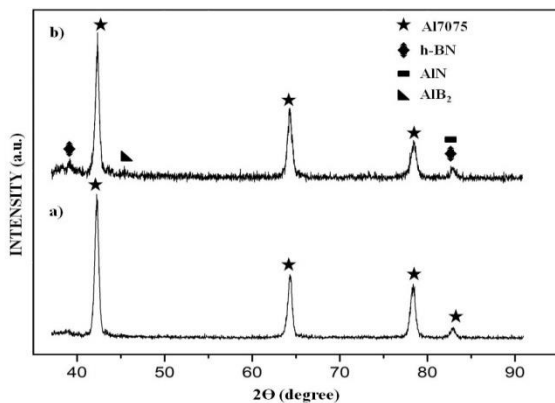
At higher percentages the increase in mass loss can be due to agglomeration and due to mechanism of micro cracking of h-BN. With increase in load the wear loss increases due to particle pull out but still the reinforced material remains comparatively better than base metal alone, Similar trends was observed [19]. The reinforcements benefit the wear behavior delaying the transition of higher normal loads [20]. The higher wear loss at higher load are due to temperature build up, increased plastic deformation and friction at such loads. When the load increases, the abrading action of the ceramic particles increases leading to increased mass loss of the specimen [6].

The improvement in wear resistance can be reasoned to the lubricious nature of h-BN and to the resistance offered by h-BN to plastic deformation. However, at higher percentage of reinforcement due to agglomeration and porosity the wear resistance decreases, which is in line with the hardness nature of the prepared composites. The SEM micrographs of worn surfaces are shown in Figure 8. The worn surfaces showed patches caused due to loss of material and some areas with delamination and wear debris, indicating abrasion and delamination wear mechanisms. Cavities formed due to delaminating and tearing of surface materials and grooves are visible on the surface. Grooves are formed due to ploughing action of wear debris. Ploughs are smaller in size as observed on the sample surfaces of B, C and D in comparison to base alloy Al7075. Figure 8(a) showed deep abrasion grooves, caused due to plastic deformation [21]. Figure 8(b) showed the worn surface of Al7075+ 3% h-BN reinforced composite with surface damage in the form of detachments were observed. EDS analysis of worn surface is shown in Figures 8(e) and (f).

**3. 6. XRD Result** XRD Patterns of Al7075 and 9% h-BN samples is shown in Figure 9. The intensity peaks of aluminium corresponding to (111), (222), (200), and (220), h-BN peaks corresponding to (002), AlB<sub>2</sub> peaks corresponding to (100) and AlN peaks corresponding to (103), (100) can be seen. Using XRD technique detection



**Figure 8.** SEM of wear surfaces a) A, b) B, c) C and d) D e) EDS of Region-1 and f) EDS of Region-2



**Figure 9.** XRD profile of a) Al7075, b) Al7075 + 9% h-BN

of small amount of phases is difficult [22]. Boron nitride's oxidation temperature is very high compared to aluminium melting point, hence favors the melt processing of Al7075 and h-BN composites. Lahiri [22] stated in his research that aluminium and boron nitride react to form aluminium nitride (AlN) and aluminium

diboride (AlB<sub>2</sub>). AlN fraction is larger than AlB<sub>2</sub> and is more thermodynamically feasible than AlB<sub>2</sub> and helps in bonding of reinforcement.

#### 4. CONCLUSION

The effect of h-BN on microstructure and mechanical properties were studied and the results are concluded below.

- Hardness increased to 68 BHN by addition of 3% reinforcement and decreases with further increase in reinforcement percentage.
- Ultimate tensile strength increased to 154 MPa at 3% h-BN reinforcement.
- Increase in percentage of reinforcement contents lead to increased porosity. Porosity and brittleness increased with increase in h-BN.
- Wear resistance showed maximum value for the sample of 3% h-BN composition and material loss increased with increased load application.

#### 5. REFERENCES

1. Kaushik, N. and Singhal, S., "Experimental investigation on microstructural and mechanical behavior of friction stir welded aluminium matrix composite", *International Journal of Engineering-Transactions A: Basics*, Vol. 32, No. 1, (2019), 162-170.
2. Bhushan, R.K., Kumar, S., and Das, S., "Fabrication and characterization of 7075 Al alloy reinforced with SiC particulates", *The International Journal of Advanced Manufacturing Technology*, Vol. 65, No. 5-8, (2013), 611-624.
3. Rosso, M., "Ceramic and metal matrix composites: Route and Properties", *Journal of Mater Processing Technology*, Vol. 175, No. 1, (2006), 364-375.
4. Kuldeep, B., Ravikumar, K.P., Pradeep, S., and Gopi, K.R., "Effect of boron nitride and zirconium dioxide on mechanical behavior of Al7075 metal matrix hybrid composite", *Materials Research Express*, Vol. 6, No. 3, (2018).
5. Baradeswaran, A., and Perumal, A.E., "Study on mechanical and wear properties of Al 7075/Al<sub>2</sub>O<sub>3</sub>/graphite hybrid composites", *Composites Part B: Engineering*, Vol. 56, (2014), 464-471.
6. Lakshminpathy, J., and Kulendran, B., "Reciprocating wear behavior of 7075Al/SiC in comparison with 6061Al/Al<sub>2</sub>O<sub>3</sub> composites", *International Journal of Refractory Metals and Hard Materials*, Vol. 46, (2014), 137-144.
7. Chen, C., Guo, L., Luo, J., Hao, J., Guo, Z., and Volinsky, A.A., "Aluminum powder size and microstructure effects on properties of boron nitride reinforced aluminum matrix composites fabricated by semi-solid powder metallurgy", *Materials Science and Engineering: A*, Vol. 646, (2015), 306-314.
8. Reddy, M.P., Manakari, V., Parande, G., Ubaid, F., Shakoor, R.A., Mohamed, A.M., and Gupta, M., "Enhancing compressive, tensile, thermal and damping response of pure Al using BN nanoparticles", *Journal of Alloys and Compounds*, Vol. 762, (2018), 398-408.
9. Imran, M., Khan, A.A., Megeri, S., and Sadik, S., "Study of hardness and tensile strength of Aluminium-7075 percentage

- varying reinforced with graphite and bagasse-ash composites”, *Resource-Efficient Technologies*, Vol. 2, No. 2, (2016), 81-88.
10. Dursun, T., and Soutis, C., “Recent developments in advanced aircraft aluminium alloys”, *Materials & Design*, Vol. 56, (2014), 862-871.
  11. Podgornik, B., Kosec, T., Kocijan, A., and Donik, C., “Tribological behaviour and lubrication performance of hexagonal boron nitride (h-BN) as a replacement for graphite in aluminium forming”, *Tribology International*, Vol. 81, (2015), 267-275.
  12. Verma, N., and Vettivel, S.C., “Characterization and experimental analysis of boron carbide and rice husk ash reinforced AA7075 aluminium alloy hybrid composite”, *Journal of Alloys and Compounds*, Vol. 741, (2018), 981-998.
  13. Ezatpour, H.R., Parizi, M.T., Sajjadi, S.A., Ebrahimi, G.R., and Chaichi, A., “Microstructure, mechanical analysis and optimal selection of 7075 aluminum alloy based composite reinforced with alumina nanoparticles”, *Materials Chemistry and Physics*, Vol. 178, (2016), 119-127.
  14. Kok, M., and Ozdin, K., “Wear resistance of aluminum alloy and its composites reinforced by Al<sub>2</sub>O<sub>3</sub> particles”, *Journal of Material Processing Technology*, Vol. 183, (2007), 301-309.
  15. Raturi, A., Mer, K.K., and Pant, P.K., “Synthesis and characterization of mechanical, tribological and micro structural behaviour of Al 7075 matrix reinforced with nano Al<sub>2</sub>O<sub>3</sub> particles”, *Materials Today: Proceedings*, Vol. 4, No. 2, (2017), 2645-2658.
  16. Rahimian, M., Parvin, N., and Ehsani, N., “Investigation of particle size and amount of alumina on microstructure and mechanical properties of Al matrix composite made by powder metallurgy”, *Material Science Engineering A*, Vol. 527, (2010), 1031-1038.
  17. Xiu, Z., Yang, W., Dong, R., Hussain, M., Jiang, L., Liu, Y., and Wu, G., “Microstructure and mechanical properties of 45 vol.% SiCp/7075Al composite”, *Journal of Materials Science & Technology*, Vol. 31, No. 9, (2015), 930-934.
  18. Kumar, K.R., Pridhar, T., and Balaji, V.S., “Mechanical properties and characterization of zirconium oxide (ZrO<sub>2</sub>) and coconut shell ash (CSA) reinforced aluminium (Al 6082) matrix hybrid composite”, *Journal of Alloys and Compounds*, Vol. 765, (2018), 171-179.
  19. Sun, Y., “The Effect of Ti Addition and Aging on Wear Behavior of AlMgSi Alloys Reinforced with In Situ Al<sub>3</sub>Ti Particles”, *Journal of Materials Engineering and Performance*, Vol. 22, No. 1, (2013), 162-169.
  20. Gomez-del Río, T., Rico, A., Garrido, M.A., Poza, P., and Rodriguez, J., “Temperature and velocity transitions in dry sliding wear of Al-Li/SiC composites”, *Wear*, Vol. 268, No. 5-6, (2010), 700-707.
  21. Rosenberger, M.R., Florlerer, E., and Schvezov, C.E., “Wear behavior of AA1060 reinforced with alumina under different loads”, *Wear*, Vol. 266, (2009), 356-359.
  22. Lahiri, D., Singh, V., Li, L.H., Xing, T., Seal, S., Chen, Y., and Agarwal, A., “Insight into reactions and interface between boron nitride nanotube and aluminum”, *Journal of Materials Research*, Vol. 27, No. 21, (2012), 2760-2770.

## Effect of Hexagonal Boron Nitrate on Microstructure and Mechanical Behavior of Al7075 Metal Matrix Composite Producing by Stir Casting Technique

B. Kuldeep<sup>a</sup>, K. P. Ravikumar<sup>b</sup>, S. Pradeep<sup>c</sup>

<sup>a,c</sup> Department of Mechanical Engineering, Malnad College of Engineering, VTU, India

<sup>b</sup> Department of Automobile Engineering, Malnad College of Engineering, VTU, India

<sup>c</sup> Department of Mechanical Engineering, Rajeev institute of Technology, VTU, India

### P A P E R I N F O

چکیده

#### Paper history:

Received 03 March 2019

Received in revised form 9 March 2019

Accepted 03 May 2019

#### Keywords:

Metal Matrix Composites

Microstructure

Wear

Stir Casting

آلیاژ Al7075 تقویت شده با ترکیبات h-BN به روش ریخته‌گری هم‌زدنی تولید شد. کامپوزیت تولید شده تحت مطالعات ریزساختاری با استفاده از آزمایش OLYMPUS-BX51M، کشش، سختی، چگالی و سایش قرار گرفت. استحکام کششی و سختی به دلیل افزایش چگالی نایجایی‌ها با افزودن تقویت کننده به ترتیب ۱۲٫۸٪ و ۲۰٪ افزایش یافتند. بررسی‌های ریزساختاری پالایش دانه‌ها در اثر افزودن تقویت کننده را نشان دادند. تقویت کننده به عنوان مرکزهای هسته‌گذاری با توزیع تقریباً یکنواخت تقویت کننده عمل می‌کند. آزمایش کاهش وزن زیر بارهای مختلف ۱۰، ۲۰ و ۳۰ نیوتون برای فاصله‌ی پیمایش ۱۵۰۰ متر انجام شد. از دست دادن وزن کم کامپوزیت‌ها، مقاومت سایشی با تغییر تقویت کننده‌ها افزایش یافت. سطوح ساییده شده با استفاده از SEM بررسی شدند، که نشان‌دهنده‌ی حضور تورق، شخم‌زدگی و تراشه بر روی سطح بود. با توجه به اضافه شدن h-BN کم‌چگالی، چگالی کامپوزیت‌ها با افزایش مقدار تقویت کننده کاهش می‌یابد.

doi: 10.5829/ije.2019.32.07a.15