



## Exploration of *Eucheuma* Seaweed Algae Extract as a Novel Green Corrosion Inhibitor for API 5L Carbon Steel in Hydrochlorid Acid Medium

A. Nikitasari\*, G. Priyotomo, A. Royani, S. Sundjono

Research Center for Metallurgy and Material, National Research and Innovation Agency, Indonesia

### PAPER INFO

#### Paper history:

Received 28 September 2021

Received in revised form 03 December 2021

Accepted 23 December 2021

#### Keywords:

*Eucheuma* Extract

Corrosion Inhibitor

API 5L

Electrochemical Measurement

Hydrochloric Acid

### ABSTRACT

Regarding the issue of green chemistry and the vision of human sustainability, a novel corrosion inhibitor for API 5L carbon steel was explored from *Eucheuma* seaweed algae. The inhibiting performance of *Eucheuma* extract was studied by electrochemical measurements such as potentiodynamic polarization and electrochemical impedance spectroscopy (EIS). In this work, the Fourier Transform Infra-Red (FTIR) was also employed to confirm the main phenolic compounds of *Eucheuma* extract. The electrochemical measurement result indicated that the *Eucheuma* extract was an efficient corrosion inhibitor in reducing corrosion attacks of API 5L carbon steel in hydrochloric acid medium. The improved corrosion resistance is attributed to the complicated items, including extract concentration and holding time. *Eucheuma* inhibitor efficiency up to 90% (96.4%) with concentration 500ppm and 30min holding time indicated that *Eucheuma* could be used as a green inhibitor. It was found that the *Eucheuma* extract was a mixed-type corrosion inhibitor that inhibit both the cathodic and anodic corrosion reaction. This study was helpful to discover the seaweed algae that was abundant in Indonesia's marine for inhibiting corrosion of API 5L carbon steel in an aggressive environment.

doi:10.5829/ije.2022.35.06c.13

### NOMENCLATURE

CR	Corrosion rate, mils per year (mpy)	$R_{ct}$	Charge transfer resistance ( $\Omega$ )
EIS	Electrochemical Impedance Spectroscopy	$R_s$	Solution resistance ( $\Omega$ )
FTIR	Fourier Transform Infra Red	$I_{corr}$	Corrosion current density ( $A/m^2$ )
OCP	Open Circuit Potential	$E_{corr}$	Corrosion potential (V)

### 1. INTRODUCTION

Low carbon steel such as API 5L is one of the most widely materials used and extensively applied for oil and gas exploration, drilling, and production [1]. These steels are important due to their low cost, easily fabrication, excellent welding, and forming abilities. However, they are vulnerable to corrosion attack when exposed to corrosive agents [2].

Hydrochloric acid (HCl) is one of the corrosive agents commonly used in industries for acid cleaning, descaling, and pickling. Corrosion inhibitors can be

useful for avoiding the corrosion caused by hydrochloric acid [3].

In the last few years, the use of natural and organic extract as green corrosion inhibitors has attracted many researchers' attention. The green corrosion inhibitors have many advantages such as biodegradable, non-toxic, environmentally friendly and ecologically acceptable, inexpensive, readily available, renewable and safe to use compared to the chemical ones [4].

There are several previous works about environmentally-friendly corrosion inhibitors in a hydrochloric acid medium, such as reviewed by Yang ang Yang [5] and research conducted by Jiddawi et

\*Corresponding Author Email: [arininikitasari89@gmail.com](mailto:arininikitasari89@gmail.com)  
(A. Nikitasari)

al. [6] that used organic compound aniline and phenol. Besides that, some researchers used natural sources *Rosmarinus officinalis* plant [7], *Hyalomma* insect [8], and the waste from sunflower seedhull [3] as corrosion inhibitors. In contribution to the research on the natural compound for effective corrosion inhibition in HCl medium, this present work uses *Eucheuma* seaweed algae as the new resource.

*Eucheuma* is a group of red seaweed algae usually found in Indonesia [5]. *Eucheuma* extract has potential to be used as a green corrosion inhibitor due to the exhibits high growth rates and contains high polyphenol [6]. However, this algae has never been studied before as corrosion inhibitors. Due to the purposes below, this research aims to explore of *Eucheuma* seaweed algae extracts to inhibit the corrosive impact on API 5L carbon steel in hydrochloric acid (0.1 M HCl). Potentiodynamic polarization, electrochemical impedance spectroscopy (EIS) and FTIR were used to assess this work.

## 2. MATERIALS AND METHODS

**2. 1. Materials** Carbon steel API 5L specimens having a chemical composition in wt % (C, 0.05; Si, 0.13; Mn, 0.73; P, 0.02; S, 0.004; Fe remainder) were used. Carbon steel was cut with a size of 1 cm x 1 cm x 1 cm, connected with cable wire, and mounted with an exposed area of 1 cm<sup>2</sup>. Prior the experiment, the specimens were mechanically abraded using different grades (120 – 1200) of silicon carbide emery paper and subsequently cleaned with acetone, then rinsed with distilled water.

**2. 2. *Eucheuma* Extract and Medium** For the *Eucheuma* seaweed algae extract process, at first, seaweed was cleaned with tap water and dried at room temperature for five days. The dried *Eucheuma* was chopped and collected in 70% of ethanol (maceration) for 72h. The ratio between dried *Eucheuma* and ethanol for the maceration process was 1:3, respectively. The maceration result was filtrated and evaporated to obtain the extract. To investigate the chemical composition of the *Eucheuma* extract, FTIR was employed.

The hydrochloric acid medium that used in this experiment was 0.1 M HCl. *Eucheuma* extract with various concentration i.e. 0, 50, 100, 200, 400, and 500 ppm was mixed into 0.1 M HCl. All specimens were immersed in the medium without and with 30 min of holding time before electrochemical measurement. The temperature of the medium also varied (room temperature, 40°C, and 50°C) to evaluate the influence of temperature on the corrosion rate.

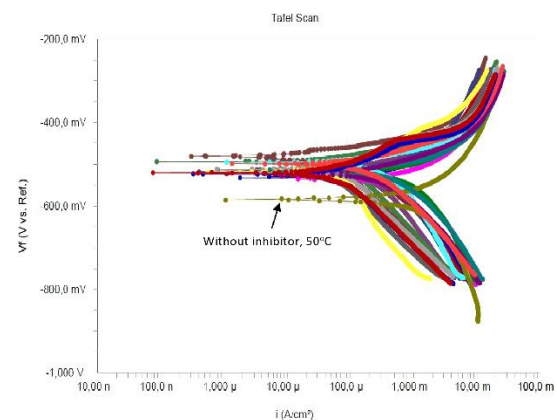
**3. Electrochemical Measurement** Electrochemical measurements were performed using GAMRY Series G-750 Corrosion Measurement System.

For measurement, the three-electrode corrosion cell was used [7]. API 5L specimens with an exposed area of 1 cm<sup>2</sup> were utilized as a working electrode. A platinum and SCE (saturated calomel electrode) electrode were acted as counter and reference electrodes, respectively.

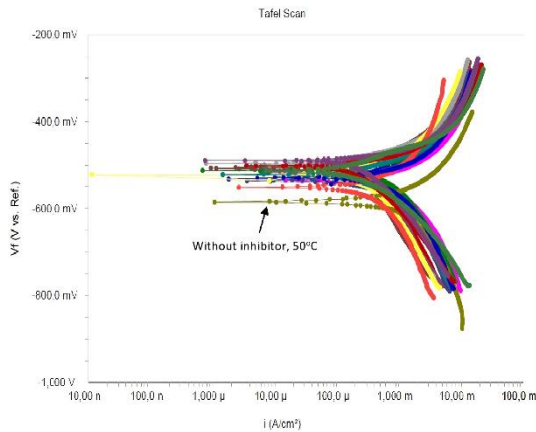
Potentiodynamic polarization was carried out in the potential range of  $\pm 250$  mV from the OCP potential. The scanning rate of the polarization curve was about 1 mV/s. The electrochemical impedance spectroscopy (EIS) measurements were conducted with the frequency range of 100 kHz and 10 mHz. The measurements were done with a signal of 10 mV peak to peak. In addition, the impedance results were fitted to obtain the charge transfer resistance ( $R_{ct}$ ). All the electrochemical measurements were recorded in triplicate.

## 3. RESULT AND DISCUSSION

**3. 1. Polarization Test Result** Figure 1 illustrates the cathodic and anodic polarization curves for API 5L carbon steel immersed in 0.1 M HCl containing various concentrations of *Eucheuma* green inhibitor at different temperatures without holding time. In addition, potentiodynamic polarization curves for API 5L in 0.1 M HCl solution at various temperatures and concentrations of *Eucheuma* extract with 30 min of holding time are represented in Figure 2. It is observed that by adding inhibitor, the potential tends to be a similar value but current shifts toward less current. Hence, it is indicated that *Eucheuma* extract was a mixed-type corrosion inhibitor and improved the corrosion resistance of API 5L in the hydrochloric acid medium [8]. From Figures 1 and 2, the polarization curve of the specimen without inhibitor at 50°C has the lowest potential value and the highest current. Therefore, the greatest corrosion rate is specimen without inhibitor at 50°C.



**Figure 1.** Polarization curves of API 5L in 0.1 M HCl and various *Eucheuma* inhibitor at different temperatures without holding time



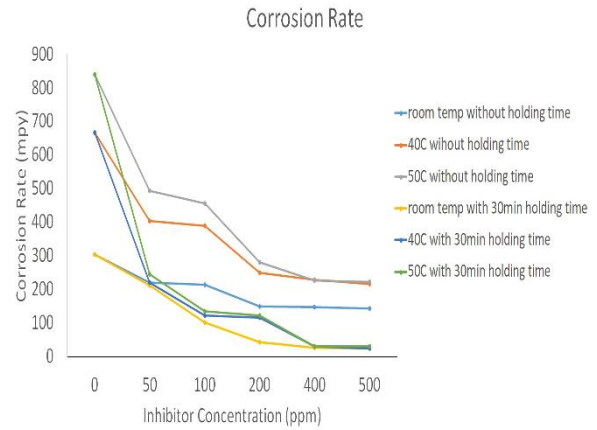
**Figure 2.** Polarization curves of API 5L in 0.1 M HCl and various *Eucheuma* inhibitor at different temperatures with 30 minute of holding time

In this study, the electrochemical corrosion parameters such as corrosion potential ( $E_{corr}$ ) and corrosion current densities ( $I_{corr}$ ) were automatically calculated based on Butler–Volmer and Tafel equations [9]. Tafel slope analysis and fitting of the polarization curves were performed using Echem analyst software to obtain the corrosion rate of API 5L carbon steel. Table 1 listed the parameters of API 5L in 0.1 M HCl and various inhibitor concentrations at room temperature with 30 min of holding time that resulted from polarization test.

According to Table 1, corrosion current density ( $I_{corr}$ ) and corrosion rate decrease significantly with increasing inhibitor concentration. Figure 3 summarizes the corrosion rate of API 5L in 0.1 M HCl with various concentrations of *Eucheuma* inhibitor at different temperatures. All specimens with a low inhibitor concentration have a higher corrosion rate than specimens with higher inhibitor concentration. When “30 min holding time” was used, the corrosion rate was lower than “no holding time” specimens. This behavior could justify the adsorption process of inhibitors on the steel surface. The holding time gives a chance to the inhibitor for covering the steel surface. Corrosion rate also boosts with the increasing of temperature based on Figure 3.

**TABLE 1.** Parameters obtained from polarization test

Concentration (ppm)	$E_{corr}$ (mV)	$I_{corr}$ (mA/cm <sup>2</sup> )	Corrosion rate (mpy)
0	-532	6.65E-4	304
50	-523	4.65E-4	212.9
100	-513	2.22E-4	101.5
200	-494	9.58E-5	43.88
400	-481	5.63E-5	25.77
500	-514	5.28E-5	24.17



**Figure 3.** Corrosion rate of API 5L in 0.1 M HCl and various *Eucheuma* inhibitor at different temperatures

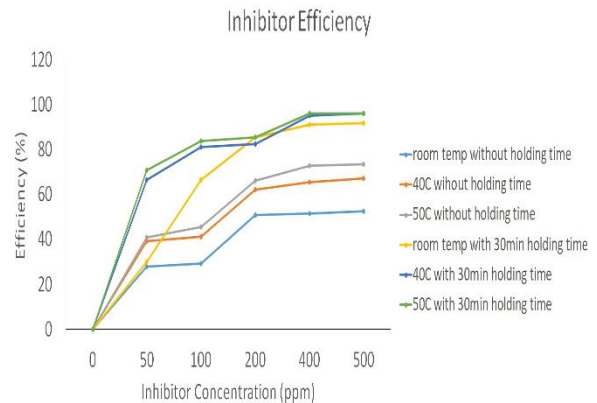
Inhibition efficiency ( $\eta$ ) can be formulated by Equation (1):

$$\eta = \frac{CR - CR(in)}{CR} \times 100\% \tag{1}$$

where CR and CR(in) are corrosion rate without and with the presence of inhibitor, respectively. Figure 4 showed the inhibitor efficiency of all specimens. Compared to “no holding time”, specimens with holding time presented a more pronounced inhibition effect.

Inhibitor efficiency increase with an increase in inhibitor concentration and temperature. The highest inhibition efficiency (96.4%) was specimen containing a *Eucheuma* inhibitor with a concentration of 500ppm with 30 min holding time at 50°C. It is seen that the corrosion rate decreases by adding inhibitor so that it is reduced by 28 times at 500 ppm concentration of the inhibitor. Therefore, it is obvious that the *Eucheuma* extract inhibitor is useful [13].

**3. 2. EIS Test Results** The inhibition performance of *Eucheuma* extract on API 5L carbon steel was further



**Figure 4.** Inhibitor efficiency of API 5L in 0.1 M HCl and various *Eucheuma* inhibitor at different temperatures

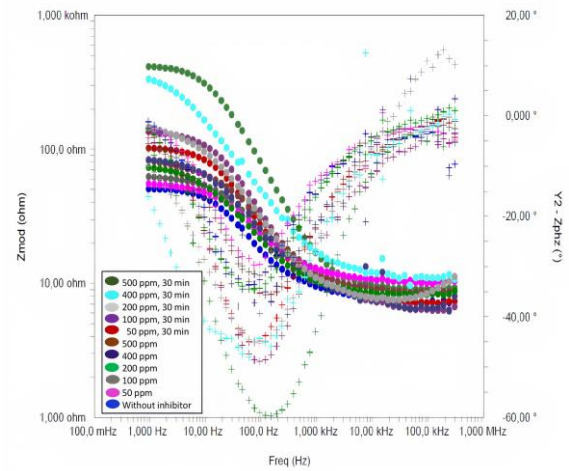
analyzed by means of electrochemical impedance spectroscopy (EIS) measurements under different experimental conditions.

Figure 5 showed a Bode plot for API 5L in 0.1 M HCl environment with and without inhibitor at different temperatures. The peak in the Bode plot indicated the existence of the relaxation time. The higher impedance was obtained for API 5L with the highest concentration of inhibitor in each temperature. Furthermore, the corrosion resistance of steel substrate increased when the concentration of *Eucheuma* extract increased, as the total impedance obviously increased due to the results in Figure 5. According to Figure 5 (a), the phase angles increased from  $-40$  to  $-60^\circ$ . The increasing of phase angle with the increasing of inhibitor concentration indicated that the *Eucheuma* inhibitor was physically adsorbed on the surface [14].

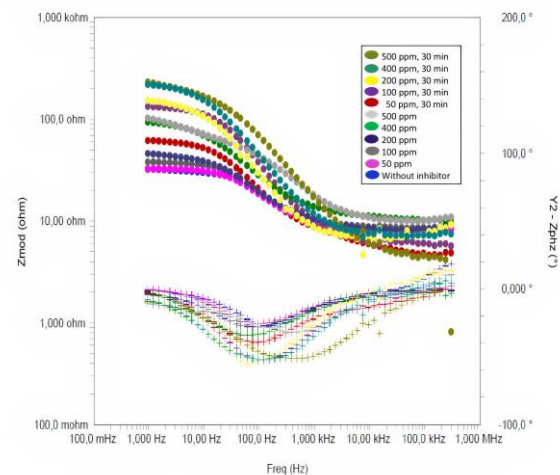
Nyquist plot for API 5L carbon steel in 0.1 M HCl and various inhibitor concentrations with and without holding time at different temperatures presented in Figure 6. Based on Figure 6, all impedance spectra implied a single depressed capacitive semicircle, indicating that the steel dissolution is related to the charge transfer process [15]. In addition, the diameter of the Nyquist plot's semicircle increases with the increasing concentration of *Eucheuma* extract. This phenomenon revealed that *Eucheuma* extract inhibits the corrosion process due to the electronegative charge of the heteroatoms contained in the extracts and the electropositive charge on the steel surface [16].

Electrical circuit model used to interpret EIS data. The suggested electrical circuit model for API 5L in 0.1M HCl and *Eucheuma* inhibitor is shown in Figure 7. The electrical circuit model in Figure 7 includes  $R_s$  as solution resistance,  $R_{ct}$  as charge transfer resistance, and CPE as constant phase element. In this study, CPE was used instead of capacitance (C) for the circuit model due to all angles of phases are less than  $90^\circ$  based on Figure 5 [10]. CPE was introduced as "capacitance dispersion" that related to capacity of the material surface area of complex surface roughness and inhomogeneous reaction [17]. The CPE element has a fixed phase shift angle and its impedance describes the expression:  $Z_{CPE} = 1/Y_0(j\omega)^n$ , where  $Y_0$  and 'a' are the parameters related to the shift phase angle [18].

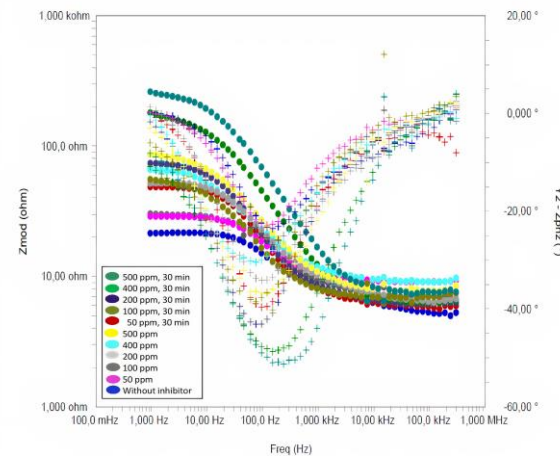
Figure 8 depicts the charge transfer resistance value obtained using the fitting of the electrical circuit model. Charge transfer resistance ( $R_{ct}$ ) value increase with the increase of inhibitor concentration, as shown in Figure 8. Holding time also increases the  $R_{ct}$  value. The increasing  $R_{ct}$  value indicates that charge transfer from solution to the steel surface and vice versa inhibited by more inhibitor concentration [17].



(a) Bode plot at room temperature

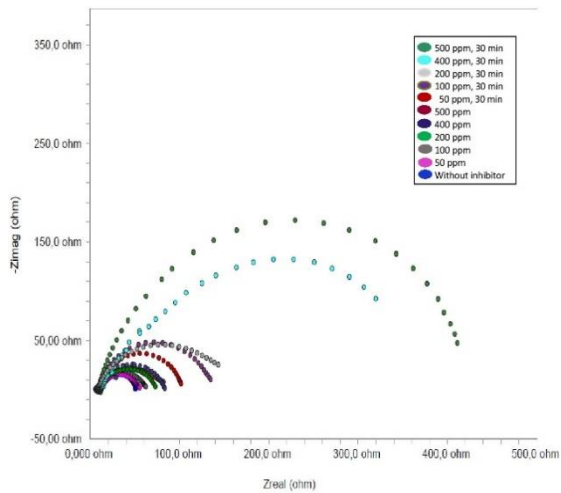


(b) Bode plot at 40°C

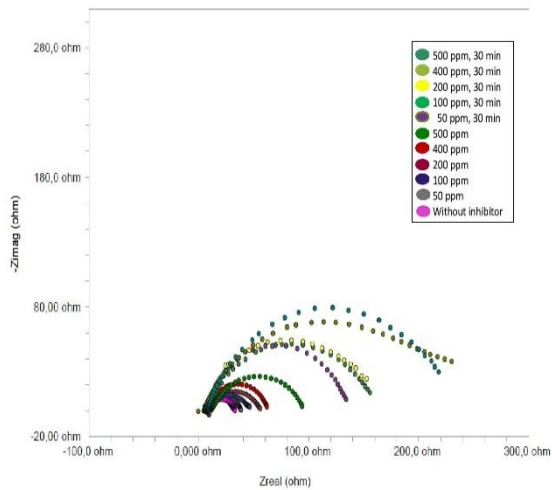


(c) Bode plot at 50°C

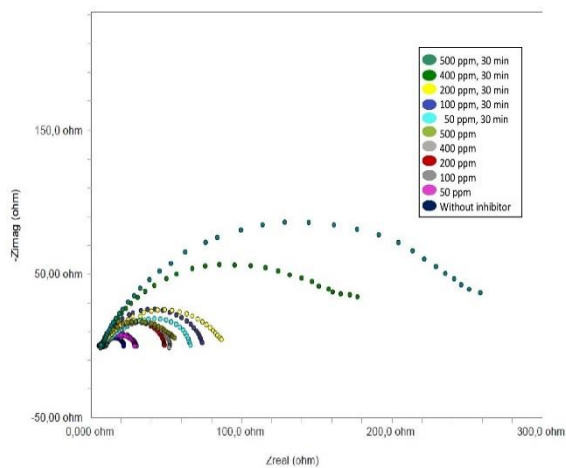
**Figure 5.** Bode plot of API 5L in 0.1 M HCl and various *Eucheuma* inhibitor concentration



(a) Nyquist plot at room temperature



(b) Nyquist plot at 40°C



(c) Nyquist plot at 50°C

Figure 6. Nyquist plot of API 5L in 0.1 M HCl and various *Eucheuma* inhibitor concentration

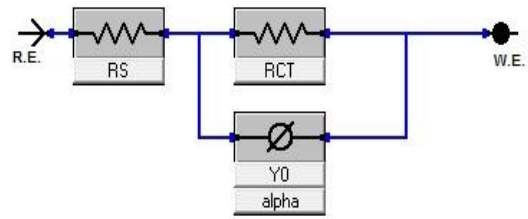


Figure 7. Electrical circuit model

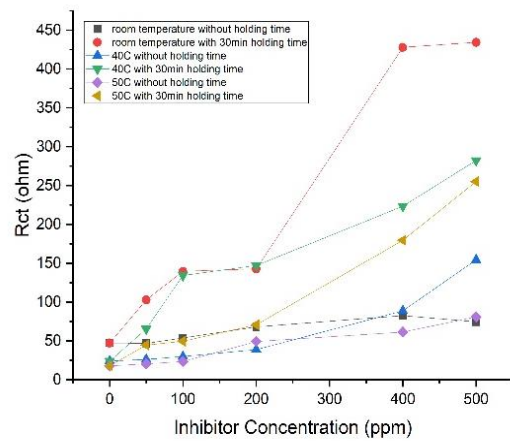


Figure 8. R<sub>ct</sub> value

3. 3. Thermodynamics of the Electrochemical Process

The thermodynamics result of the electrochemical process at various temperature and concentration are listed on the Table 2. The 500 ppm *Eucheuma* inhibitor at 50°C shows superior inhibition as it has the greatest surface coverage area (0.964).

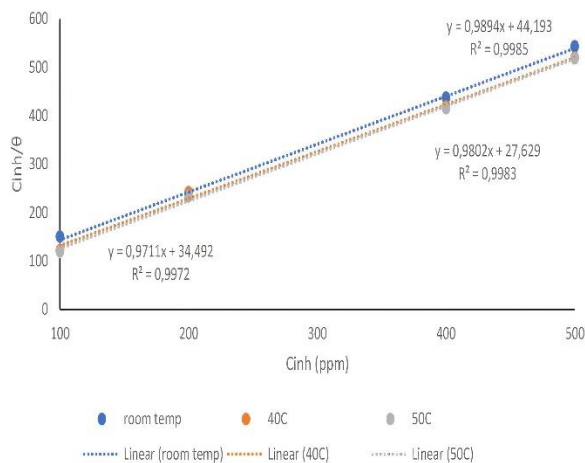
It has been reported that organic inhibitors are absorbed on the metal surface and adsorption are fitted with Langmuir adsorption isotherms and prevents corrosion. The fundamental details of *Eucheuma* inhibitor also were explored using Langmuir adsorption isotherm, according to the following equation:

$$\frac{C_{inh}}{\theta} = \frac{1}{K_{ads}} + C_{inh} \tag{2}$$

where  $\theta$  equals to  $\eta/100$ ,  $K_{ads}$  is the equilibrium constant of the adsorption process, and  $C_{inh}$  represents to the inhibitor concentration. Figure 9 depicts plot  $C_{inh}$  vs  $C_{inh}/\theta$  based on Equation (2). The intercept of this plot represents the  $K_{ads}$  value. Figure 9 reveals that *Eucheuma* inhibitor follows the Langmuir adsorption inhibitor because the high value of  $R^2$ . Therefore, it can be described that the molecules of *Eucheuma* inhibitor are absorbed in a single-layer on the metal surface.

**TABLE 2.** Thermodynamic parameters

T (K)	C <sub>inh</sub> (ppm)	θ	K <sub>ads</sub> (L/mol)	ΔG (kJ/mol)	ΔH (kJ/mol)	ΔS (J/mol)
298	100	0.666	0.023	-24.84	14.82	133
	200	0.856				
	400	0.915				
	500	0.920				
313	100	0.815	0.029	-26.74	14.82	133
	200	0.827				
	400	0.954				
	500	0.962				
323	100	0.839	0.036	-28.19	14.82	133
	200	0.855				
	400	0.963				
	500	0.964				



**Figure 9.** Langmuir adsorption isotherm plot of *Eucheuma* inhibitor at various temperature

Based on Table 2, the maximum value of  $K_{ads}$  at temperature 50°C. It indicates the greater adsorbed inhibitors on the metal surface when the temperature increased. Furthermore, the type of adsorption can be acquired with the calculation of adsorption free energy ( $\Delta G$ ). Equation (3) shows the relationship between  $\Delta G$  and  $K_{ads}$ . The value of R is 8.314 J/K. mole and T is absolute temperature in K. Clarifying the calculated result of  $\Delta G$ , the range of  $\Delta G$  is -25 kJ/mol and -28 kJ/mol. The negative value of  $\Delta G$  confirms the feasibility of adsorption process. Moreover, it concluded that inhibition mechanism of the *Eucheuma* inhibitor is mainly physical adsorption on the metal surface and *Eucheuma* inhibitor is chemical adsorption at higher temperature [19].

$$\Delta G = -R.T \ln (10^6 \cdot K_{ads}) \tag{3}$$

Equation (4) is used to determine the value of the heat of adsorption ( $\Delta H$ ) and the entropy ( $\Delta S$ ).

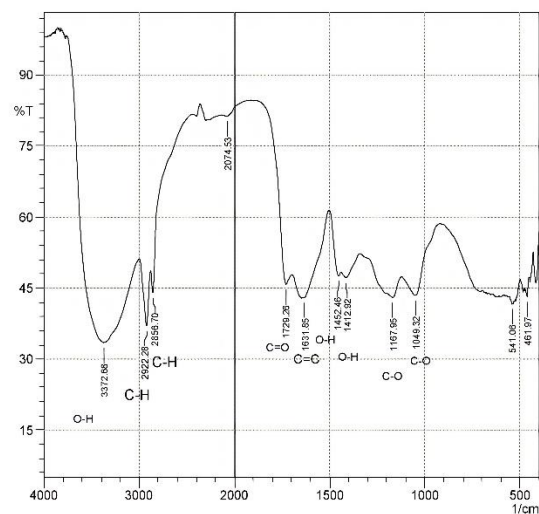
$$\ln K_{ads} = \ln \frac{1}{C_{solvent}} - \frac{\Delta H}{R.T} + \frac{\Delta S}{R} \tag{4}$$

$\Delta H$  and  $\Delta S$  are slope and intercept of  $\ln K_{ads}$  vs  $T^{-1}$  curve respectively. These two parameters are presented in Table 2. The positive value of  $\Delta H$  indicates an increase in irregularities due to desorption of  $H_2O$  molecules from surface and adsorption of the inhibitors molecules in each site [3]. The positive amount of entropy elicits that the thermal stability of the film increases at elevated temperature and their irreversibility process [20].

**3. 4. FTIR Test Results**

The FTIR of the *Eucheuma* extract is represented in Figure 10. A broad peak with the wavenumber value of 3372.68  $cm^{-1}$  has corresponded to OH bonds. Besides, the strong peak of 2922.28 and 2856.7  $cm^{-1}$  are related to the binding of C-H group. It is also clear that the peaks at 1729.26 and 1631.85  $cm^{-1}$  are related to the vibrational mode of the bindings of C=O and C=C, respectively. The wavenumber values of 1452.46 and 1412.92  $cm^{-1}$  are depicted the bond of O-H. The peak at 1167.95 and 1049.32  $cm^{-1}$  belonged to C-O.

Consequently, it can be concluded that *Eucheuma* extract contained elements of O, H, and C with a cyclic group of carbon or polyphenol compound which attracted the steel substrates according to have free electrons. This behavior could justify the decrease in the corrosion rate of API 5L substrate in HCl solution in the presence of *Eucheuma* extract as a green inhibitor.



**Figure 10.** FTIR result of *Eucheuma* extract

#### 4. CONCLUSION

*Euचेuma* seaweed algae was successfully used for the first time as a green corrosion inhibitor for API 5L carbon steel in the hydrochloric acid medium. Corrosion resistance of API 5L boosts with the concentration of *Euचेuma* inhibitor and holding time. Temperature also improves efficiency of inhibitor. In the presence of 500 ppm inhibitor with 30 min holding time at 50°C, the inhibition efficiency reaches about 96.4%. The corrosion rate at this concentration of inhibitor was also reduced by about 28 times.

The charge and ion transfer on the steel surface decrease because of the complex formation between the inhibitor and the ions of the steel surface. Therefore, the charge transfer resistance will improve and the corrosion rate will reduce with the existence of *Euचेuma* inhibitor. The inhibition mechanism of *Euचेuma* inhibitor follows Langmuir adsorption isotherm. *Euचेuma* inhibitor is adsorbed on the metal surface forming a passive layer that can prevent corrosion process. These results confirm that the introduction of aromatic rings and OH to organic compounds is suitable as a corrosion inhibitor in the hydrochloric acid medium.

#### 5. REFERENCES

- Villavicencio, J., Ulloa, N., Lozada, L., Moreno, M., Castro, L. "The Role of Non-Metallic Al<sub>2</sub>O<sub>3</sub> Inclusions, Heat treatments and Microstructure on The Corrosion Resistance of an API 5L X42 Steel" *Journal of Materials Research and Technology*, Vol. 9, No. 3, (2020), 5894-5911. DOI: 10.1016/j.jmrt.2020.03.116.
- Loto, R.T., Olukeye, T., Okorie, E. "Synergistic Combination Effect of Clove Essential Oil Extract with Basil and Atlas Cedar Oil on The Corrosion Inhibition of Low Carbon Steel" *South African Journal of Chemical Engineering*, Vol. 30, (2019), 28-41, DOI: 10.1016/j.sajce.2019.08.001.
- Hassannejad, H., Nouri, A. "Sunflower Seed Hull Extract as a Novel Green Corrosion Inhibitor for Mild Steel in HCl Solution" *Journal of Molecular Liquids*, Vol. 254, (2018), 377-382, DOI: 10.1016/j.molliq.2018.01.142.
- Al-Akhras, N and Mashaqbeh, Y. "Potential Use of Eucalyptus Leaves as Green Corrosion Inhibitor of Steel Reinforcement" *Journal of Building Engineering*, Vol. 35, (2020), 101848, DOI: 10.1016/j.jobe.2020.101848.
- Yang, D and Yang, H. "The Temperature Dependent Extraction of Polysaccharides from *Euचेuma* and The Rheological Synergistic Effect in Their Mixtures with Kappa Carrageenan." *LWT-Food Science Technology*, Vol. 129, (2020), 109515, DOI: 10.1016/j.lwt.2020.109515.
- Jiddawi, N., Kautsky, N., Halling, C. "Herbivory and Substrate Type Influence Growth of The Macroalgae *Euचेuma* Denticulatum (N. L. Burman) Collins & Hervey, 1917 on a Tropical Coral Reef" *Journal of Experimental Marine Biology and Ecology Coral-macroalgal interactions*, Vol. 543, No. 1 (2021), 542-543, DOI: 10.1016/j.jembe.2021.151606.
- Khavasfar, A., Moayed, M.H., Jafari, A.H. "An Investigation on The Performance of an Imidazoline Based Commercial Corrosion Inhibitor on CO<sub>2</sub> Corrosion of Mild Steel" *International Journal of Engineering, Transactions A: Basics*, Vol. 20, No. 1, (2007), 35-44.
- Liu, Y., Song, Z., Wang, W., Jiang, L., Zhang, Y., Guo, M., Song, F. and Xu, N. "Effect of Ginger Extract as Green Inhibitor on Chloride-Induced Corrosion of Carbon Steel in Simulated Concrete Pore Solutions" *Journal of Cleaner Production*, Vol. 214, (2019), 298-307, DOI: 10.1016/j.jclepro.2018.12.299.
- Hu, J., Zhu, Y., Hang, J., Zhang, Z., Ma, Y., Huang, H., Yu, Q. and Wei, J., "The Effect of Organic Core-Shell Corrosion Inhibitors on Corrosion Performance of The Reinforcement in Simulated Concrete Pore Solution" *Construction and Building Materials*, Vol. 267, (2020), 121011, DOI: 10.1016/j.conbuildmat.2020.121011.
- Bidi, M.A., Azadi, M., Rassouli, M. "A New Green Inhibitor for Lowering the Corrosion Rate of Carbon Steel in 1 M HCl Solution: Hyalomma tick extract" *Materials Today Communications*, Vol. 24, (2020), DOI: 10.1016/j.mtcomm.2020.100996.
- Hanini, K., Merzoug, B., Boudiba, S., Selatnia, I., Laouer, H., Akkal, S. "Influence of Different Polyphenol Extracts of Taxus Baccata on The Corrosion Process and Their Effect as Additives in Electrodeposition" *Sustainable Chemistry and Pharmacy*, Vol. 14, (2019), DOI: 10.1016/j.scp.2019.100189.
- Shahrabi, T., Hosseini, M., Ghorbani, M., Arshadi, M. "Synergistic Influence of Benzoate Ions on Inhibition of Corrosion of Mild Steel in 0.5M Sulfuric Acid by Benzotriazole" *International Journal of Engineering, Transactions B: Applications*, Vol. 16, No. 3, (2003), 255-264.
- Belakhdar, A., et al., "Computational and Experimental Studies on The Efficiency of Rosmarinus Officinalis Polyphenols as Green Corrosion Inhibitors for XC48 Steel in Acidic Medium." *Colloids Surfaces A*, Vol. 606, (2020), 125458, DOI: 10.1016/j.colsurfa.2020.125458.
- Eddy, N.O., Odoemelam, S.A., Ama, I.N., "Ethanol Extract of Ocimum Gratissimum as A Green Corrosion Inhibitor for The Corrosion of Mild Steel in H<sub>2</sub>SO<sub>4</sub>" *Green Chemistry Letters and Reviews*, Vol. 3, No. 3, (2010), 165-172, DOI: 10.1080/17518251003636428.
- Singh, A., Ansari, K.R., Chauhan, D.S., Quraishi, M.A., Kaya, S. "Anti-Corrosion Investigation of Pyrimidine Derivatives as Green and Sustainable Corrosion Inhibitor for N80 Steel in Highly Corrosive Environment: Experimental and AFM/XPS Study" *Sustainable Chemistry and Pharmacy*, Vol. 16, (2020), DOI: 10.1016/j.scp.2020.100257.
- El-Askalany, A.H., Mostafa, S.I., Shalabi, K., Eid, A.M., Shaaban, S. "Novel Tetrazole-Based Symmetrical Diselenides as Corrosion Inhibitors for N80 Carbon Steel in 1 M HCl Solutions: Experimental and Theoretical Studies" *Journal of Molecular Liquids*, Vol. 223, (2016), 497-508, DOI: 10.1016/j.molliq.2016.08.088
- Nikitasari, A., Mabruhi, E., Riastuti, R. "Corrosion Behavior of CA6NM in Simulated Geothermal Brine Highlighted by Electrochemical Impedance Spectroscopy" *Engineering and Applied Science Research*, Vol. 48, No. 4, (2021), 359-367, DOI: 10.14456/easr.2021.38.
- Brytan, Z., Niagaj, J., Reiman, Ł. "Corrosion Studies using Potentiodynamic and EIS Electrochemical Techniques of Welded Lean Duplex Stainless Steel UNS S82441" *Applied Surface Science*, Vol. 388, (2016), 160-168, DOI: 10.1016/j.apsusc.2016.01.260.
- Deyab, M.A. " Corrosion inhibition of heat exchanger tubing material (titanium) in MSF desalination plants in acid cleaning solution using aromatic nitro compounds" *Desalination*, Vol. 439, (2018), 73-79, DOI: 10.1016/j.desal.2018.04.005.
- Pramana, R.I., Kusumastuti, R., Soedarsono, J.W., Rustandi, A. "Corrosion Inhibition of Low Carbon Steel by Pluche Indica Less. in 3.5% NaCl Solution" *Advanced Materials Research*, Vol. 785-786, (2013), 20-24, DOI: 10.4028/www.scientific.net/amr.785-786.20.

---

**Persian Abstract**

---

**چکیده**

با توجه به موضوع شیمی سبز و چشم انداز پایداری انسان، یک بازدارنده خوردگی جدید برای فولاد کربنی API 5L از جلبک جلبک دریایی *Eucheuma* مورد بررسی قرار گرفت. عملکرد بازدارندگی عصاره *Eucheuma* با اندازه‌گیری‌های الکتروشیمیایی مانند قطبش پتانسیودینامیک و طیف‌سنجی اهدانس الکتروشیمیایی (EIS) مورد بررسی قرار گرفت. در این کار، تبدیل فوریه مادون قرمز (FTIR) نیز برای تایید ترکیبات فنلی اصلی عصاره ی *Eucheuma* به کار گرفته شد. نتایج اندازه‌گیری الکتروشیمیایی نشان داد که عصاره *Eucheuma* یک بازدارنده خوردگی کارآمد در کاهش حملات خوردگی فولاد کربنی API 5L در محیط اسید هیدروکلریک است. مقاومت در برابر خوردگی بهبود یافته به موارد پیچیده، از جمله غلظت عصاره و زمان نگهداری نسبت داده می‌شود. راندمان بازدارنده *Eucheuma* تا ۹۰٪ (۹۶/۴٪) با غلظت ۵۰۰ ppm و زمان نگهداری ۳۰ دقیقه نشان داد که عصاره *Eucheuma* می‌تواند به عنوان یک مهارکننده سبز مورد استفاده قرار گیرد. مشخص شد که عصاره *Eucheuma* یک بازدارنده خوردگی نوع مخلوط است که هم واکنش خوردگی کاتدی و هم آندی را مهار می‌کند. این مطالعه برای کشف جلبک دریایی که در دریای اندونزی برای مهار خوردگی فولاد کربنی API 5L در یک محیط تهاجمی فراوان بود، مفید بود.

---